


# DECKING TILE COLLECTION



TO CREATE  
BEAUTIFUL  
HOME LIFE  
BY YOUR HANDS

THERE'S NO BETTER WAY FOR YOUR DECK!



FOSHAN JIABANG GARDEN SUPPLIES CO., LTD

Tel: +86-757-86397638/86393878 Fax: +86-757-86397678

Mobile: +86 13679759862 (Wechat & What's App)

Email: postmaster@diytile.net Website: <http://www.diytile.net>

Add: Room 2001A, 20/F Bldg #2, Thrive United IFC, No. 1 Shilong South Road, Nanhan District, Foshan, Guangdong, 528200 China



Scan to visit our Website



WeChat Official account






Fragrance emanated from the flowers, the balcony has been turning into a place for relaxation!

- Top material can be granite, slate or travertine stone.

- Stone with beveled edge. Plastic made by 100% new PE.



天然石  
NATURAL STONE

These exceptional courtyard is portals into the souls of the house owner, the nature and their intersections.



The stone decking tiles have 4 in 1 pc and 9 in 1 pc design, so when you meet the pipe or some other fixed object, you can cut the 4 in 1pc or 9 in 1 pc into suitable size to fit around the object.



# 经典瓷砖

## CLASSIC CERAMIC

Ceramic decking tiles are easy to maintain. It can help to make your home more comfortable in the heart.



- Matched with the leisure outdoor furniture, you can relax in the renovated balcony at ease!

## VERSATILITY

A vast number of options are available in ceramic decking tiles regards to color, texture, shape and size. This allows for creativity regarding matching tiles with wall color, furnitures and house decorations.



"The deck has been transformed only in half day!" Said the owner of the coffee shop. Ceramic decking tiles is cost effective and it is a good long term investment.



## WPC WITH SOLAR LIGHT

Dress your outdoor area to impress with this gorgeous solar light decking tiles! Perfect for giving your outdoor area flare and beauty. These elegant solar lights will help you to recognise the distinctive features at your place and make it shining!



塑木  
WOOD PLASTIC



## SUSTAINABLE

The WPC decking tile is a composite material which has replaced natural wood and it is sustainable as it is made of waste wood and recycled plastic.





## CONVENIENCE AND EASY TO CLEAN

Artificial grass decking tiles are extremely convenient. They can be cut to size and are easy to remove if you want to change the design or move things around. They are easy to install and will remain in place as long as they are properly cared for. They are easy to clean, a broom or vacuum can be used.

仿真草  
ARTIFICIAL GRASS



## Benefits of Artificial Grass for your Garden

Wouldn't you like to have a beautiful garden or balcony all year round, only to be disappointed by the difficulty involved? Well, now you can enjoy the best of both worlds by installing artificial grass decking tiles for gardens and balconies.

Artificial grass decking tiles are much easier to handle than large pieces of turf and work well for small balconies and patios, especially in high rise buildings. People who live in the city and want to have the look of natural grass outside their back door, and they can utilize grass tiles, no matter how far off of the ground they are. No maintenance, no fuss and no watering means a little bit of heaven in the city.



1 Antimicrobial  
Pet-friendly



2 Fire resistance  
Safety for home use



3 Permeable backing  
Water drained easily





实木


WOOD




Wood is a beautiful material with wonderful natural qualities.

# NATURAL FIR WOOD

Fir wood is known for its strength and dimensional stability as well as its natural resistance to rot and pests. Its natural ability to maintain its dimensions which makes it ideal for use in harsh environments.



- The fir wood decking tiles is coated with water based laquer.
- All sides of the wood decking tiles are treated with beveled edge.



## INSTANT WATER DRAINAGE

The wood decking tile base has 76 supporting legs, which provide instant drainage. Water sweeps through the tiles taking with it any dirt, sand. The fir wood naturally resists rot, decay, insects, mold and mildew.






Rubber decking tiles are good choice for mini sport ground.

## ○ SYNTHETIC RUBBER

Synthetic rubber (SBR) has properties similar to natural rubber, but with greater resistance to abrasion, wear and water. It is with very good heat resistance and heat aging qualities.



橡胶  
RUBBER

The rubber is shock-absorbing material. It is no vibration fatigue – rubber decking tiles act as a dampener. It is good for the elders and children to use. And it is the low cost alternative material to the natural rubber.





## WOOD CERAMIC TILE

The wood look ceramic decking tiles is gorgeous, natural-looking and it combines the beauty of wood with the durability of ceramic tile. That means you can give any room the elegant look of hardwood, especially in high-moisture areas like outdoor gardens.

Colors available:



96023



96102



96101




96021




96104

Installation instruction:



Back side of the product



1 Take the flexible tabs out of the base



2 Put the tabs into the slots where you need to connect



3 Put all the tabs into the slots, and get ready to install




4 Put the slots onto the tabs of the other piece



5 Click the two pieces together



PP塑料  
PPRAMIC




## PPRAMIC

The PPRAMIC decking tiles are made by 100% plastic material. Its surface looks like ceramic, but it is much lighter than ceramic, which has cut down the delivery cost a lot. It is much cheaper than the natural stone and WPC item, it is an economical product that you deserve to have!

### Installation instruction:



Front side of the product



Back side of the product



1 Take the flexible tabs out of the base



2 Put the tabs into the slots where you need to connect



4 Put the slots on to the tabs of the other piece



5 Click the two pieces together



The PPRAMIC decking tiles create a unique combination of the plastic portability with the touch of ceramic.



## NATURAL STONE

### SLATE



JBD001




JBD002



JBD003


### GRANITE



JBG2031



JBB2541



JBV2641




JBT001



JBT002




JBT003



JBG2034



JBB2544



JBV2644

### TRAVERTINE



TTS9P-GY



TTS11P-GY



TTS12P-GY



TTS27P-GY



TTS36P-GY



TTS9P-YL



TTS11P-YL



TTS12P-YL



TTS27P-YL



TTS36P-YL



TTLNP-GY



TTLNP-YL



TTLNP-GY-YL

## TALL TILE



PK5SNT1



PK5775T1



PK5R11T1



We have sole agent in Japan for this item!

## CERAMIC

### 0.8CM CERAMIC



ST-OW



ST-BG

### 1.0CM CERAMIC



JB5015



JBH006

### FROST CERAMIC



N041



N044



ST-SD



ST-C



JB5016



JB5014



C051



C054



ST-G



JB5014B



JB5000



JB5011



G091



B031



JBH009B



JBH010B



JB5013



JBH007


## ALUMINUM



AL4P3030 BLACK



AL4P3030 COFFEE



AL4P3030 GREY



AL4P3030 DK BROWN



AL4P3030 BROWN



AL4P3060 BROWN



AL4P3090 DK BROWN



## NATURAL WOOD



## ARTIFICIAL GRASS

### NORMAL BACKING



G001  
Pile height 40mm  
Density 18500



G012  
Pile height 35mm  
Density 18900



G004  
Pile height 30mm  
Density 18500



G004-GREEN  
Pile height 30mm  
Density 18900



G002  
Pile height 25mm  
Density 18900



G013  
Pile height 20mm  
Density 18900

### PERMEABLE BACKING



G018  
Pile height 45mm  
Density 21000



G017  
Pile height 40mm  
Density 18900



G016  
Pile height 35mm  
Density 18900



G015  
Pile height 30mm  
Density 18900



G014  
Pile height 25mm  
Density 18900

### OTHER AVAILABE SIZE



G001-2  
Pile height 40mm  
Density 18500




G001-4  
Pile height 40mm  
Density 18500

## RUBBER



## WOOD PLASTIC




## SOLAR LIGHT






## PLASTIC MAT




\* Customize colors are available upon request for plastic series

## CORNERS & EDGES



\* corners & edges for stone, ceramic, WPC, wood, PS series



\* corners & edges for plastic mat series



\* corners & edges for artificial grass series




## PPRAMIC



## WOOD CERAMIC

SIZE AVAILABLE:



COLORS AVAILABLE:



## OTHER ACCESSORIES



\*Triangle tile project to assemble the tile into rhombus way